

Card Edge Connectors (Board-to-Board, Wire-to-Board) (Continued)

PCI Bus Connectors

Standard Edge .050 Series PCI (Peripheral Component Interconnect),
Type 32 Bit, 3.3 and 5 Volt Signaling

Backplane Systems

Backplane Connectors

60 Dual Positions
with 2 Plastic Pylons

Material and Finish:

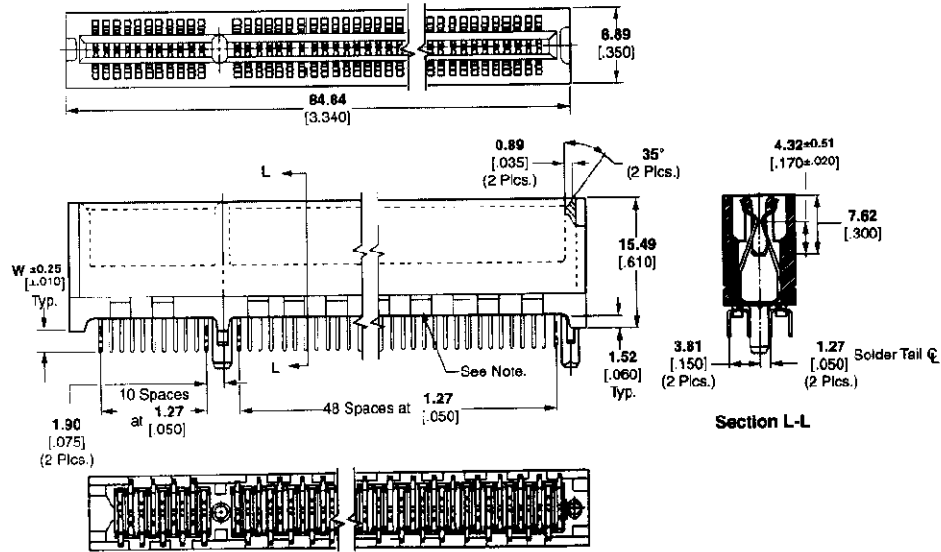
Housing — High temperature thermoplastic, white

Contacts — Phosphor bronze, plated as follows:

Plating A — .000050 min. nickel all over, gold flash over nickel in contact area, .000100 min. tin-lead over nickel on solder tails

Plating B — .000050 min. nickel all over, .000015 min. gold over nickel in contact area, .000100 min. tin-lead over nickel on solder tails

Plating C — .000050 min. nickel all over, .000030 min. gold over nickel in contact area, .000100 min. tin-lead over nickel on solder tails



Related Product Data

Performance Specifications — page 322

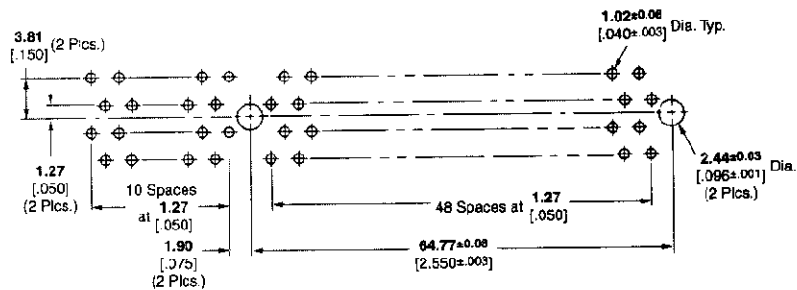
Technical Documents

- AMP Product Specification 108-14034
- AMP Application Specification 114-26012

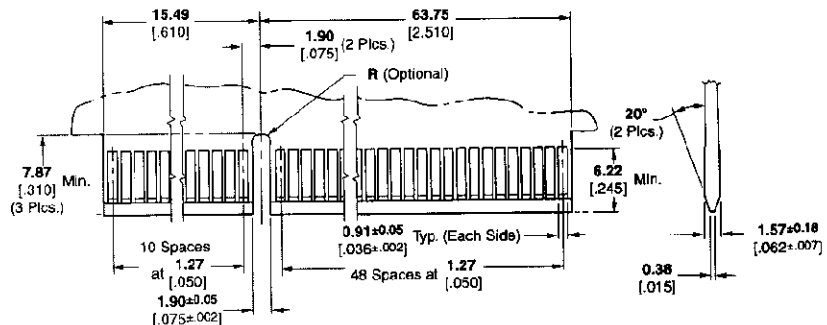
W (Post Length)	Contact Finish	Part Numbers
2.54 [.100]	Plating A	145154-1
	Plating B	145154-2
	Plating C	145154-4
3.00 [.118]	Plating A	11299-1**
3.18 [.125]	Plating D	145154-8
3.56 [.140]	Plating D	1-145154-2

*Does not support PCI-X applications.
 †Housing — Thermoplastic nylon 6/6

Notes: Connectors are supplied with either cored (shown above) or solid side walls.



Recommended PC Board Hole Layout (Connector Side Shown)



Recommended Mating PC Board Edge Pattern